ALUMINIUM MODULAR ACCESS TOWER SYSTEM INSPECTION GUIDANCE

The premium industrial quality, aluminium modular access tower system

Please follow these inspection instructions carefully while utilizing a XO Aluminium Modular Access Tower System.

PLATFORM

Plywood

- In place
- Secure
- No cracks, cuts or holes
- Laminations intact
- Non-slip coating facing upwards, undamaged and no excessive paint, plaster, oils and other contaminants




Platform Rivets

- Rivet heads in place
- Secure
- Undamaged



Trapdoor Hinges, Stay Arm and Catch

- In place
- Secure
- No excessive wear or corrosion
- Hinges and stay arm free to move
- Open trapdoor fully and release - it must close completely and latch

Platform Framework

- No damage,cracks, holes or excessive corrosion, especially around the welds and hooks
- No more than one dent in a 300mm length
- Check all rivets and fixings are secure
- Diagonal dimensions are equal within 5mm
- Check platform is flat within 15mm
- Wind locks operate correctly and easily
- Label showing maximum permissible platform load is in place, secure & legible

FRAMES



Tubes and Corner Gussets

- Maximum deflection 5mm in 1000mm length
- No excessive denting or creasing
- No more than one dent in a 300mm length
- No cracks, cuts, holes or excessive corrosion
- Clean, contaminant-free tubes for safe handling and assembly.



Joints

- No cracks or excessive corrosion in welds or surrounding metal
- No cracks or excessive corrosion in castings
- Joints at right-angle

Spigots

- In place and straight
- No cuts, dents or excessive corrosion
- Securely retained but floating on pin
- No damage or excessive wear to 12mm location hole
- Plastic end cap in place



Built-in Ladders

- Sides and rungs straight with no cracks, cuts or excessive corrosion
- No cracks or excessive corrosion in welds or surrounding metal
- Rungs in place and secure
- No excessive paint, plaster, oils and other contaminants

Spring Interlock Clip

- Clips in place and operate correctly
- No distortion or excessive corrosion
- Pin secure and not worn

Labels

- Labels securely attached and legible

TOE BOARD



Boards

- No splits or cracks
- No excessive warping

Clips

- Fit clip to tower tube to check operates correctly

BRACES



Tubes

- Maximum deflection 5mm in 1000mm length
- No excessive denting or creasing
- No more than one dent in a 300mm length
- No cracks, cuts, holes or excessive corrosion
- Tubes sufficiently clean and free from paint, plaster and other contaminants, that would prevent safe handling or assembly



Hooks

- Nodamage, excessive corrosion or deformation, and hook works correctly
- Prime hook and latch onto a piece of frame tube. Using a moderate to heavy force, ensure hook cannot become detached

STABILISERS

Tubes

- Maximum deflection 5mm in 1000mm length
- No excessive denting or creasing
- No more than one dent in a 300mm length
- No cracks, cuts, holes or excessive corrosion, or excessive paint, plaster etc.
- Telescopic tubes move freely
- Retaining clip in place, undamaged and operates

Clamps

- Clamps, bolts and handle in place and undamaged
- Secure
- No cracks in the clamp-casting
- No excessive wea wear in bolt and handle threads in
- Pivots rotate freely
- Clamp tightens securely on frame tube

Foot

- Pivoting versions rotate freely
- No cracks, excessive wear or other damage
- Check security of the rivets fixing the plastic pad/foot

The threads of the bolt and handles of the locking clamp assemblies and the pivot pins in the pivot castings will benefit from the application of a penetrating lubricant.

ADJUSTABLE LEG



All Parts

- Operates correctly and stem is straight, free from dents with a maximum deflection of 5mm over the entire length
- No cracks, cuts, holes, or heavy corrosion.
- Check retaining spring in place
- Leg fits frame tube, held by spring.
- Castor fits into adjustable leg

CASTORS

- Check brake operates correctly
- No excessive wear or damage in the wheel, spigot and swivel bearings
- retains castor in adjustable leg

Base Plates

- No excessive buckling or corrosion
- Plate secure on stem
- Fit base plate into adjustable leg and check it is retained in positio

The threads of the bolt and handles of the locking clamp assemblies and the pivot pins in the pivot castings will benefit from the application of a penetrating lubricant.

Plot 14 Ecotech
1 Ext Greater Noida,
Uttar Pradesh, India, 201310

www.ymfg.co.in
sales@ymfg.co.in
+91-9015964626 | +91-9205586056